


A PARENT'S GUIDE TO READING CRASH! BOOM!

BEFORE PICTURE BOOK READING

Think about your goals for shared picture book reading with your child.



An important goal of picture book reading is for children to enjoy the shared experience of reading a book. Shared book reading is an opportunity to develop your relationship and have fun with your child.

You may also want to teach your child something about the book. You may talk about the book's attractive illustrations, intriguing story, or key words that expand your child's vocabulary.

Another important goal is to be flexible and attend to what your child likes about the book. This guide offers some reading tips that you might find useful. Try one or two and see how your child reacts.

DURING PICTURE BOOK READING


Use a variety of questions to ask throughout the story.

To make the best out of picture book reading, below are some examples of what you can ask an individual child. You can easily modify the questions for a small group of children.

Develop questions to promote interactive reading, where the child and the adult engage in a conversation about the book. You can ask questions that have more than one answer: *Tell me what's happening in these pages?* Or, you may want to relate the picture or words in the book to your child's life: *How many blocks would you need to make it as tall as you?*



Ask both concrete and abstract questions. You can pose questions about things that can be readily seen on the page: “*How many blocks do you see?*” Or, you may want to challenge your child to think more abstractly and ask questions that go beyond the page: “*Why do you think it’s a little wobbly or shaky?*”




Give your child enough time to answer. After asking a question, wait for a few seconds to give your child time to think of an answer.

Add to what your child says. You can expand on your child’s response by adding a few more words. When the child says, “*Blocks!*” You can say, “*Yes, there are four blocks!*”


Encourage your child to explain. Ask your child to explain a comment or answer: *How did you know Elephant was sad?* or *How did you figure that out?*



Rephrase your questions. If the child does not understand your question, be prepared to rephrase it in simpler words, or use the illustration to clarify your question. If you said, “*What do you think will happen if Elephant lays the blocks flat?*” and the child did not answer, you can point and say, “*Do you think the blocks will stay up if he lays the block like this?*”



Answer your questions. If the child does not respond to a rephrased question, you can answer it yourself and have the child repeat what you said. This may promote understanding and build vocabulary. For example, you can answer your question about the height of the blocks and say: *That is as tall as the Elephant. Can you say 'as tall as'?*



Encourage and praise your child.

Praise the child's attempts to talk about the book. Giving some specific feedback can be helpful to your child. You can say: *I like how you pointed out that the tower was up and then came crashing down!*

Follow the child's interest.

Be sensitive and responsive to what your child notices in the picture book. If the child begins to talk about a part of the story or a picture, follow up on your child's ideas and encourage more talk. Allow your child to decide when it's time to move on. You can say, *"Turn the page when you are ready."*

Monitor your child's affect.

Check to see if your child is bored, tired, frustrated, excited or engaged. Offer to move on to the next page of the story when your child needs a change.

AFTER PICTURE BOOK READING

Inspire reflection about the story.

When possible save some time at the end of the reading to explore what your child remembered from the book and what your child thought about the story. You can ask: *How many times did the blocks crash in the story? What did you like best about the story?*

Extend your child's math learning.

Ideas in this book may inspire activities to do at home or elsewhere. You can use blocks or other building toys to build a tower as tall as your child. You can say: *Let's count how many blocks it will take to make a tower to be as tall as you.*

Re-read the book.

When re-reading this story, you can focus more deeply on math concepts. You may want to discuss vocabulary words about math (e.g., up, down, flat). Repeated readings strengthen what your child has previously learned and equip the child to learn new math skills and concepts that are embedded in the story.