

# Let's Count by La Coccinella

## about the math

Let's Count is a counting book. When counting the number of animals on each page, your child can learn:

- How to keep track of the number of animals. Your child can touch each yellow circle as they count aloud.
- The last number of animals your child counts represents the total number of animals.
- How to name and read the counting words in order: one, two, three, four, etc.

## words to learn

Math words: one, two, three, four, five, six, seven, eight, nine, ten, little, many

Other words: grinning, toucans, chatty, slithering, fuzzy, toddling, glints

## tips and questions for reading

Explore counting the number of animals:

**How many animals are there?**

Help your child point to each animal or each dot once and only once during counting: **Let's touch each animal in order as we count slowly: one, two, three...**

Connect the number of yellow circles and animals: **Are there the same number of yellow circles as animals?**

Make predictions: **What number do you think will come next? How did you know?**

Explore counting backwards from 10 to 1: **Do you remember what comes before 5? Let's count backwards from 10!**

## activity after reading

Talk about counting everyday objects: **Let's count the number of toys on your bed!**

## card activities

Preparation:

- Cut out the activity cards along the black lines.
- Cut out **Card Set 1** along the black lines to be used with the Level 1 activities. (The 10 cards are on the last page.)
- Cut out **Card Set 2** along the black lines. Combine with Card Set **1** for use with the Level 2 activities. (The 10 card is on the last page.)
- Cut out **Card Set 3** along the black lines. Combine with Card Sets **1** and **2** for use with the Level 3 activities. (The 10 cards are on the last page.)

Play:

- Start with the Level 1 activities. Choose one activity card at a time. Once your child has mastered these activities, move onto the Level 2 activities, then the Level 3 activities.
- Help your child, as needed, to complete each activity. If your child is struggling, try to use questions to guide your child's efforts rather than giving them the answers. **Do you remember what comes after 5? Can you point and count with me?**
- Encourage your child while counting.

For more ideas on teaching math to your child, go to [dreme.stanford.edu/mathfest](https://dreme.stanford.edu/mathfest)

Level 1—Use **Card Set 1**  
(numeral cards only)

- Lay out all of the cards face up in front of your child in order. Name a number from one to ten. Have your child pick the card that shows that number.
- Once your child has mastered this, mix up the cards and repeat with the cards in random order.
- Repeat this activity with the animal cards.

Math words: (the counting words) one, two, three, four, five, six, seven, eight, nine, ten

Level 1—Use **Card Set 1**  
(numeral cards only)

- Mix up the cards. Have your child put them in order.
- Repeat this activity with the animal cards

Math words: (in addition to the counting words) first, second, third, etc., next, last

Level 1—Use **Card Set 1**  
(numeral and animal cards)

- Lay out all of the animal cards face up in front of your child in order. Pick a numeral card. Have your child pick the animal card that shows that number.
- Once your child has mastered this, mix up the cards and repeat with the cards in random order.

Math words: (the counting words) one, two, three, four, five, six, seven, eight, nine, ten

Level 1—Use **Card Set 1**  
(numeral and animal cards)

- Lay out all of the cards face up in front of your child. Have your child match the corresponding numeral cards and animal cards.
- Once your child has mastered this, turn them upside down and play a memory matching game.

Math words: (the counting words) one, two, three, four, five, six, seven, eight, nine, ten

Level 2—Use **Card Set 1**  
(numeral cards only)

- Mix up the cards. Randomly pick one card. Have your child find the card that comes after it, or before it.
- Repeat this activity with the animal cards.

Math words: before, after, one more, one less

Level 2—Use Card Sets **1** & **2**  
(animal cards only)

- Mix up the cards. Pick two cards. Have your child figure out which card shows more or which shows less, or whether they are the same.

Math words: more, less, same

Level 2—Use Card Sets **1** & **2**  
(animal cards only)

- Lay out **Card Set 2** face up in front of your child. Draw a random card from **Card Set 1**. Have your child find the card with the matching amount from **Card Set 2**.

Level 2—Use Card Sets **1** & **2**  
(animal cards only)

- Lay out all of the cards face up in front of your child. Have your child match the cards showing the same amounts.
- Once your child has mastered this, turn them upside down and play a memory matching game.

Math words: (the counting words) one, two, three, four, five, six, seven, eight, nine, ten

Level 3—Use Card Sets 1, 2, & 3 (animal cards only)

- Randomly lay out all of the cards. Name a number from one to ten. Have your child find all four cards that show that number.

Level 3—Use all cards.

- Lay out the numeral cards face up in front of your child in order. Mix up all of the animal cards. Draw a card and have your child place it on top of the matching numeral. Continue with all of the cards. Once the numerals are covered, your child must make future matches to the animal card showing.

### Other Card Games

- Use the cards to play any other standard card games, such as War, Go Fish, or Speed. Use either all four sets of animal cards, or only three sets of animal cards and the numeral cards.

1

one

2

two

3

three

4

four

5

five

6

six

7










seven










8

eight










9

nine














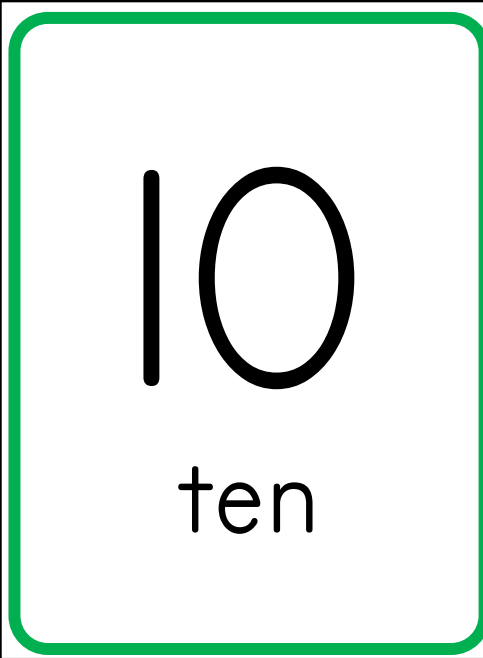










Card Set 1



Card Set 2



Card Set 3

